

Investment strategy

LA FONCIÈRE's portfolio is focussed on residential, multifamily properties located in urban areas of Western Switzerland. Through active management it provides apartments corresponding in price and quality to market expectations and offers at the same time a steady return to its investors.

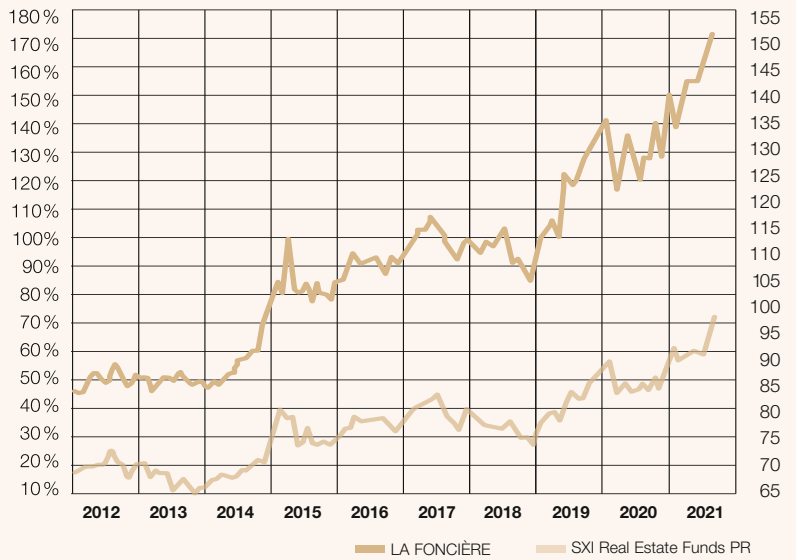
Performance and evolution of the unit price per 30.06.2021

| Performance | | in % | | | | |
|--------------------------|--------------|--------|---------|---------|----------|--|
| Per 30.06.2021 | Year to date | 1 year | 3 years | 5 years | 10 years | |
| LA FONCIÈRE | 9,43 | 27,01 | 53,16 | 64,48 | 145,91 | |
| SXI Real Estate Funds TR | 6,73 | 20,24 | 38,74 | 44,58 | 95,49 | |

| Per 31.12.2020 | | in % | | | | |
|--------------------------|--------------|--------|---------|---------|----------|--|
| Per 31.12.2020 | Year to date | 1 year | 3 years | 5 years | 10 years | |
| LA FONCIÈRE | 12,88 | 12,88 | 40,35 | 60,63 | 143,10 | |
| SXI Real Estate Funds TR | 10,81 | 10,81 | 26,60 | 44,19 | 90,68 | |

Source: Bloomberg / BCGE Asset Management - Advisory.
Past performance is no indication of current or future performance.

Evolution of the unit price from 01.01.2012 to 30.06.2021



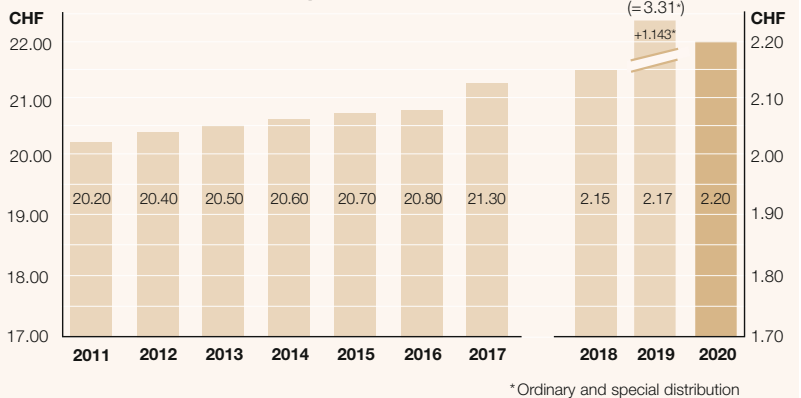
Fiscal year 2019-2020 per 30.09.2020

| Fund assets | Mio. CHF |
|----------------|----------|
| Total assets | 1'597.9 |
| Mortgage debts | 238.9 |
| Net assets | 1'226.2 |

| Rentals | Mio. CHF |
|---------------|----------|
| Rental income | 81.3 |

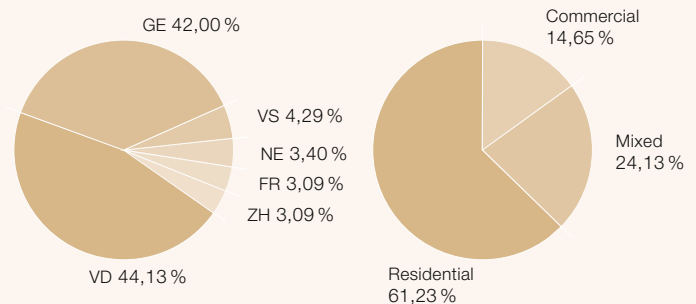
| Price per unit | CHF |
|-----------------------------|------------|
| Stock exchange | 132.80 |
| Net asset value | 90.10 |
| Redemption price | 83.80 |
| Fiscal value per 31.12.2020 | 104.00 |
| Units in circulation | 13'608'177 |

Evolution of the dividend per unit



| Key figures | in % |
|---|-------|
| Rental losses | 2,41 |
| DEBT coverage | 15,49 |
| EBIT | 51,62 |
| Total expense ratio (TER _{REF.GAV}) | 0,71 |
| Total expense ratio (TER _{REF.MV}) | 0,66 |
| Return on Equity (ROE) | 7,38 |
| Return on invested capital (ROIC) | 5,74 |
| Direct return | 1,63 |
| Payout ratio | 87,84 |
| Agio / Disagio | 47,39 |
| Performance (1 year) | 14,79 |
| Return on investment | 7,54 |

Geographical distribution and type of properties (appraised value)



Fund Management

Investissements Fonciers SA,
Lausanne
Arnaud de Jamblinne,
CEO

Custodian Bank

Banque Cantonale de Genève, Geneva

Statutory auditors

PricewaterhouseCoopers SA, Lausanne

Publication of the unit price

L'Agefi
Le Temps
NZZ
Finanz und Wirtschaft

Telekurs: 278 226

Reuters: FOC.S
Datastream: S: LAFO
Bloomberg: FOC SW
ISIN: CH0002782263